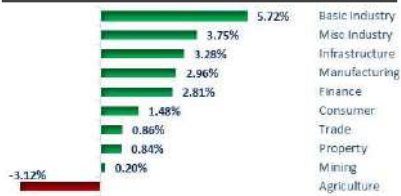


### IHSG Statistic (Weekly)

Last Price	6,012.35
Previous	5,874.15
High	6,058.83
Low	5,747.53
Performance 5 day	+2.35%
Net Foreign Weekly (Rp Tn)	3.38

### Sector Performance (Weekly)



Source : IDX

### Commodity

Crude Oil	-4.51%
CPO	-5.43%
Nickel	-4.37%
Silver	-2.20%
Gold	-0.54%
Coal	-3.35%

Source: Trading Economic

### Currency (Weekly)

USD/IDR	-0.46%
EUR/USD	-3.93%
USD/JPY	1.03%

Source: Trading Economics

### Domestic Macroeconomic

GDP 3Q18 (yoy)	5.17%
GDP 3Q18 (QoQ)	3.09%
Trade Balance (USD) Okt	-1.82 bn
Export (YoY) Okt	3.59%
Import (YoY) Okt	23.66%
BI 7-Day RepoRate	6.00%
Inflation Rate Oct (mtm)	0.28%
Inflation Rate Oct (yoy)	3.16%

Source: BPS, BI

### Upcoming Released

Core Durable Goods Order US (Oct) mom	November 21, 2018
Existing Home Sales US (Okt)	November 21, 2018
German Manufacturing PMI (Nov)	November 23, 2018
Manufacturing PMI US (Nov)	November 23, 2018
German GDP (Q3)	November 23, 2018

Source: Investing

### Summary:

#### Pergerakan IHSG

Dalam sepekan ini IHSG ditutup berhasil ditutup menguat ditopang menguatnya Sembilan sektor terutama sektor industri dasar, aneka industri, dan infrastruktur. Meskipun demikian, Indeks sempat anjlok disebabkan minimnya sentiment positif pendorong Indeks dan melebarnya defisit CAD sebesar 3.37%. Asing masih mencatatkan net buy di minggu ini sebesar Rp 3.38 triliun dengan saham ASII, dan TUGU menjadi *net top buyer*, sedangkan saham KPIG dan BSDE menjadi *net top seller*.

#### Defisit Transaksi Berjalan (CAD) Melebar 3.37%

Defisit transaksi berjalan (CAD) pada triwulan III-2018 tercatat sebesar US\$ 8,85 miliar, melebar -3,37% dari Produk Domestik Bruto (PDB) lebih tinggi dibanding kuartal II-2018 sebesar -3.02%. Melebarnya CAD banyak dipengaruhi oleh penurunan kinerja neraca perdagangan barang dan peningkatan defisit neraca jasa. Penurunan kinerja neraca perdagangan barang terutama dipengaruhi oleh meningkatnya defisit neraca perdagangan migas.

#### Neraca Perdagangan Defisit USD 1.8 Miliar

Neraca perdagangan pada Oktober 2018 mengalami defisit mencapai USD 1,82 miliar, yang merupakan defisit terburuk kedua sepanjang 2018 setelah Juli yang mencapai 2,03 miliar dolar AS. Hal ini dipicu pembengkakan impor migas hingga USD 14,71 miliar (+22.17% yoy) dan impor migas yang mencapai 2,91 miliar (+31,78% yoy). Adapun, sejumlah kebijakan sudah dikeluarkan pemerintah, seperti kenaikan tarif 1.147 komoditas impor barang produksi serta mandatori B20, namun masih belum dapat menekan laju pertumbuhan impor di bulan Oktober. Selain itu, defisit neraca perdagangan juga dipicu pembengkakan impor yang terjadi musiman, yaitu jelang natal dan tahun baru.

#### BI Menaikkan Suku Bunga Acuan 6%

Bank Indonesia melalui Rapat Dewan Gubernur pada 14-15 November 2018 memutuskan menaikkan suku bunga acuan BI 7-Days Reverse Repo Rate sebesar 25 bps menjadi 6%. Kenaikan suku bunga tersebut dilakukan untuk menjaga stabilitas ekonomi domestik di tengah ketidakpastian global. Selain itu, juga sebagai langkah lanjutan menurunkan defisit CAD dalam batas aman, dan untuk memperkuat daya tarik aset keuangan domestik denganantisipasi kenaikan suku bunga global dalam beberapa bulan ke depan.

#### Harga Minyak Mentah Jatuh di Bawah Level USD 60/Barel

Harga minyak mentah selama sepekan ini anjok dipengaruhi kekhawatiran mengenai meningkatnya pasokan global dan kekhawatiran perlambatan permintaan. Indeks sempat melemah tajam lebih dari tujuh persen akibat pernyataan Presiden Amerika Serikat Donald Trump mendesak OPEC dan Arab Saudi untuk mempertahankan kebijakan mereka menaikkan produksi secara bertahap demi menahan kenaikan harga minyak.

### Lampiran 1. Pergerakan IHSG



Source : Procllick

### Lampiran 2. Top Gainers

Top 10 Gainers			
No. Listed Stocks	Last Week	This Week	Change
1. Shield on Service Tbk. [S]	800	1,950	143.75%
2. Super Energy Tbk.	1,510	2,930	94.04%
3. Pool Advista Finance Tbk.	135	228	68.89%
4. Global Teleshop Tbk.	141	216	53.19%
5. Dewata Freightinternational Tbk.	254	368	44.88%
6. Transcoal Pacific Tbk. [S]	6,300	8,925	41.67%
7. Sinergi Megah Internusa Tbk. [S]	212	294	38.68%
8. Arkadia Digital Media Tbk.	1,400	1,830	30.71%
9. Sunson Textile Manufacturer Tbk.	384	484	26.04%
10. Pool Advista Indonesia Tbk.	4,690	5,875	25.27%

Source : IDX

### Lampiran 3. Top Loser

Top 10 Losers			
No. Listed Stocks	Last Week	This Week	Change
1. Yulie Sekuritas Indonesia Tbk.	190	131	(31.05%)
2. Panasia Indo Resources Tbk.	226	178	(21.24%)
3. Duta Pertiwi Tbk. [S]	5,350	4,250	(20.56%)
4. First Media Tbk. [S]	452	372	(17.70%)
5. Eratex Djaja Tbk.	139	118	(15.11%)
6. Matahari Department Store Tbk. [S]	5,275	4,500	(14.69%)
7. Royal Prima Tbk. [S]	950	815	(14.21%)
8. Visi Media Asia Tbk. [S]	129	114	(11.63%)
9. Bayu Buana Tbk. [S]	2,210	1,960	(11.31%)
10. Andira Agro Tbk.	2,100	1,865	(11.19%)

Source : IDX

### Lampiran 4. Top Volume

Top 10 Equity Trading Volume (In Million)				
No. Listed Stocks	Day	Volume	Value	Freq.
1. Hanson International Tbk.	5	4,554	534,645	3,796
2. MNC Land Tbk. [S]	5	4,033	428,409	7,346
3. Rimo International Lestari Tbk. [S]	5	3,412	522,062	3,403
4. Trada Alam Minera Tbk.	5	2,863	535,565	7,772
5. Marga Abhinaya Abadi Tbk.	5	2,635	731,624	1,365
6. Inti Agri Resources Tbk. [S]	5	1,861	404,155	3,167
7. Sri Rejeki Isman Tbk.	5	1,716	629,445	32,879
8. Kresna Graha Investama Tbk.	5	1,015	708,902	20,900
9. Bumi Resources Tbk.	5	933	162,434	15,300
10. Bumi Teknokultura Unggul Tbk. [S]	5	892	116,776	114

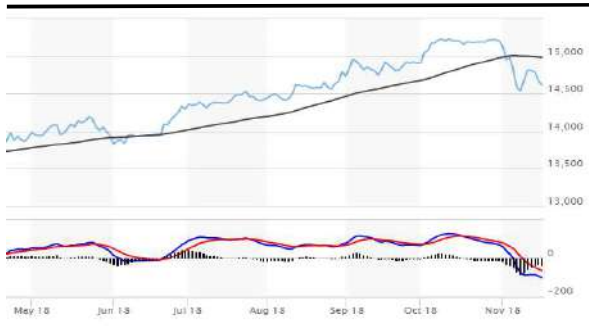
Source : IDX

### Lampiran 5. Top Value

Top 10 Equity Trading Value (In Million)				
No. Listed Stocks	Day	Volume	Value	Freq.
1. Bank Central Asia Tbk.	5	107	2,600,172	34,421
2. Astra International Tbk. [S]	5	270	2,223,881	27,123
3. Bank Rakyat Indonesia (Persero) Tbk.	5	642	2,186,118	41,154
4. Bank Mandiri (Persero) Tbk.	5	273	1,977,024	26,005
5. Telekomunikasi Indonesia (Persero) Tbk. [S]	5	505	1,969,892	44,442
6. Bank Negara Indonesia (Persero) Tbk.	5	179	1,428,162	27,976
7. H.M. Sampoerna Tbk.	5	376	1,274,776	55,045
8. Bukit Asam Tbk. [S]	5	255	1,212,454	48,079
9. Pabrik Kertas Tjiwi Kimia Tbk.	5	89	1,060,121	40,807
10. Pool Advista Indonesia Tbk.	5	210	1,042,743	3,303

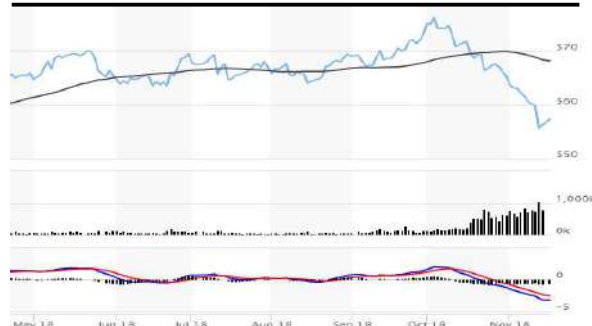
Source : IDX

**Lampiran 6. Kurs USD/IDR**



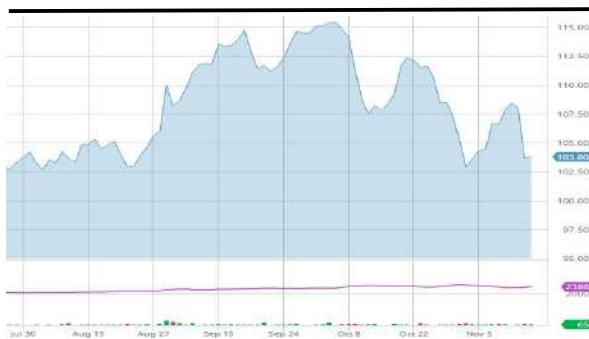
Source : Marketwatch

**Lampiran 7. Crude Oil**



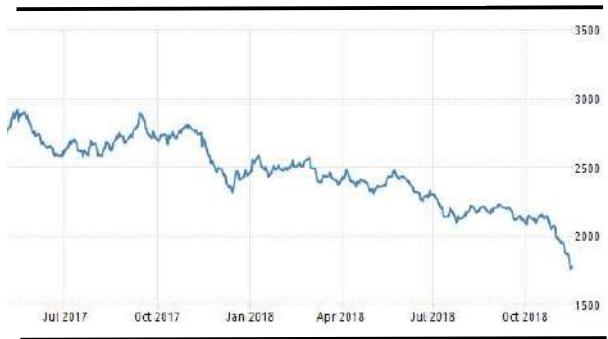
Source : Marketwatch

**Lampiran 8. Ice Newcastle Coal**



Source : Barchart

**Lampiran 9. Palm Oil**



Source : Trading Economic

**Lampiran 10. Regional and Global Index**

Asia	Price	Day	Weekly	Monthly	Yearly	Date
NIKKEI 225	21664 ▼ 132	-0.61 %	-2.56%	-5.08%	-3.20%	Nov/16
SHANGHAI	2678 ▲ 10	0.38 %	3.09%	4.59%	-20.80%	Nov/16
STI	3084 ▲ 29	0.95 %	0.25%	0.33%	-8.91%	Nov/16
Hang Seng	26088 ▼ 14	-0.05 %	2.27%	2.86%	-10.33%	Nov/16
Europe	Price	Day	Weekly	Monthly	Yearly	Date
FTSE 100	7014 ▼ 23	-0.32 %	-1.22%	-0.50%	-4.90%	18:53
DAX	11367 ▲ 13	0.12 %	-1.32%	-2.89%	-12.45%	18:54
CAC 40	5028 ▼ 5	-0.10 %	-1.46%	-2.19%	-5.40%	18:54
United States	Price	Day	Weekly	Monthly	Yearly	Date
Dow Jones	25207 ▼ 82	-0.32 %	-2.99%	-1.92%	7.94%	18:55
S&P 500	2720 ▼ 10	-0.36 %	-2.18%	-3.16%	5.49%	18:55
NASDAQ	7260 ▲ 123	1.73 %	-2.00%	-5.05%	7.02%	Nov/16

Source : Trading Economic

**Profindo Research Team:**

**Yuliana**  
(Research Analyst)  
[yuliana@profindo.com](mailto:yuliana@profindo.com)  
Ext 713

**Dimas W.P. Pratama, CSA®**  
(Technical Analyst)  
[Dimas.wp@profindo.com](mailto:Dimas.wp@profindo.com)  
Ext 715

**Desi Rahmitayanti**  
(Research Analyst)  
[desi.r@profindo.com](mailto:desi.r@profindo.com)  
Ext 714

**Profindo Equity Sales Team**

**Jessie James**  
(Head of Equity Sales)  
[jessie.james@profindo.com](mailto:jessie.james@profindo.com)  
Ext 314

**Prasetyo Nugroho**  
(Head of Dealing)  
[prasetyo.nugroho@profindo.com](mailto:prasetyo.nugroho@profindo.com)  
Ext 306

**Gabriella Pratiwy**  
(Head of Marcom & OLT)  
[Gabriella.pratiwy@profindo.com](mailto:Gabriella.pratiwy@profindo.com)  
Ext 600

**KANTOR PUSAT**

Permata Kuningan Building, 19F  
Jl. Kuningan Mulia, Kav. 9C, Guntur Setiabudi  
South Jakarta 12980  
Phone : +62 21 8378 0888  
Fax : +62 21 8378 0909  
WA : 0818 0772 5505  
FB : Proklik Profindo  
IG : @profindosekuritas  
Telegram : RanGers Stock Community  
Twitter : proclickRG

**PERWAKILAN SERANG.**

IDX Indonesia Stock Exchange  
Jl. Veteran No 39-40  
Cimuncang, Kota Serang  
Banten 42117

**DISCLAIMER**

This research report is prepared by PT PROFINDO SEKURITAS INDONESIA for information purposes only and is not to be used or considered as an offer or the solicitation of an offer to sell or to buy or subscribe for securities or other financial instruments. The report has been prepared without regard to individual financial circumstance, need or objective of person to receive it. The securities discussed in this report may not be suitable for all investors. The appropriateness of any particular investment or strategy whether opined on or referred to in this report or otherwise will depend on an investor's individual circumstance and objective and should be independently evaluated and confirmed by such investor, and, if appropriate, with his professional advisers independently before adoption or implementation (either as is or varied).